


BEELED

BEELED -

MODEL: 5034W2C-CSB-A

Features

- High efficiency
- Low Power consumption
- General purpose leads
- Selected minimum intensities
- Available on tape and reel
- Pb free



Descriptions

- The series is specially designed for applications requiring higher brightness
- The LED lamps are available with different colors, intensities, epoxy colors, etc
- Superior performance in outdoor environment

Usage Notes:

- The ultra bright LED is an electrostatic insensitive device, so static electricity and surge will damage the LED. It is required to wear a wrist-band when handling the LED. All device, equipment, machinery, desk and ground must be properly grounded
- When using LED, it must use a protective resistor in series with DC current about 20mA

Applications

- Status indicators
- Commercial use
- Advertising Signs
- Back lighting

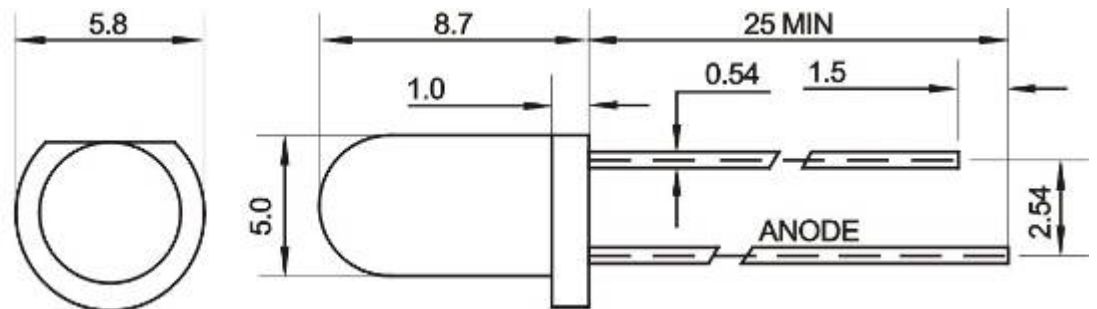
BEELED -

MODEL: 5034W2C-CSB-A

Device Selection Guide

| LED Part No. | Chip | | Lens Color |
|---------------|----------|---------------|-------------|
| | Material | Emitted Color | |
| 5034W2C-CSB-A | InGaN | White | Water clear |

Package Dimensions



UNIT:mm

Notes:

- Other dimensions are in millimeters, tolerance is 0.25mm except being specified.
- Protruded resin under flange is 1.5mm Max LED.
- Bare copper alloy is exposed at tie-bar portion after cutting.

Absolute Maximum Rating ($T_a=25^{\circ}\text{C}$)

| Parameter | Symbol | Absolute Maximum Rating | Unit |
|-----------------------|------------------|-------------------------|--------------------|
| Forward Pulse Current | I_{FPM} | 70 | mA |
| Forward Current | I_{FM} | 25 | mA |
| Reverse Voltage | V_{R} | 5 | V |
| Power Dissipation | P_{D} | 140 | mW |
| Operating Temperature | T_{opr} | -40~+80 | $^{\circ}\text{C}$ |
| Storage Temperature | T_{stg} | -40~+100 | $^{\circ}\text{C}$ |
| Soldering Heat (5s) | T_{sol} | 260 | $^{\circ}\text{C}$ |

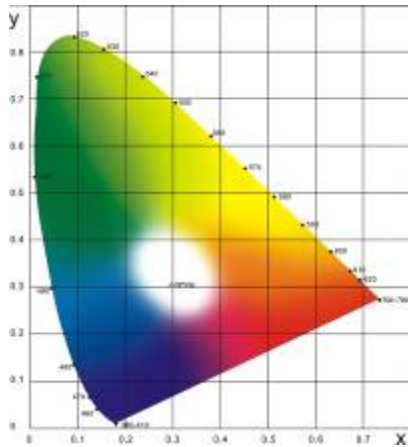
Electro-Optical Characteristics ($T_a=25^{\circ}\text{C}$)

| Parameter | Symbol | Min. | Typ. | Max. | Unit | Test Condition |
|--------------------------|----------------------|------|------|------|---------------|-----------------|
| Luminous Intensity | I_{V} | 1500 | --- | 3000 | mcd | IF=20mA(Note 1) |
| Viewing Angle | $2\theta_{1/2}$ | 20 | --- | 25 | Deg | (Note 2) |
| Peak Emission Wavelength | λ_{p} | --- | --- | --- | nm | IF=20mA |
| Spectral Line Half-Width | $\Delta\lambda$ | 25 | 30 | 35 | nm | IF=20mA |
| Forward Voltage | V_{F} | 2.9 | --- | 3.5 | V | IF=20mA |
| Reverse Current | I_{R} | --- | --- | 10 | μA | VR=5V |

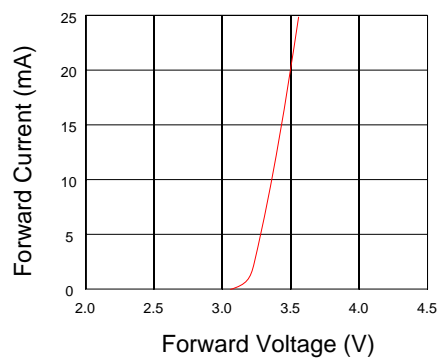
Note:

1. Luminous intensity is measured with a light sensor and filter combination that approximates the CIE eye-response curve.
2. $\theta_{1/2}$ is the off-axis angle at which the luminous intensity is half the axial luminous intensity.

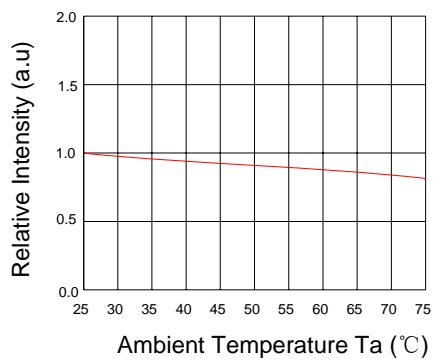
Typical Electro-Optical Characteristics Curves



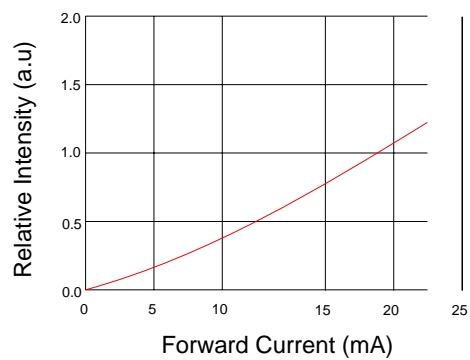
Forward Current VS.Forward Voltage



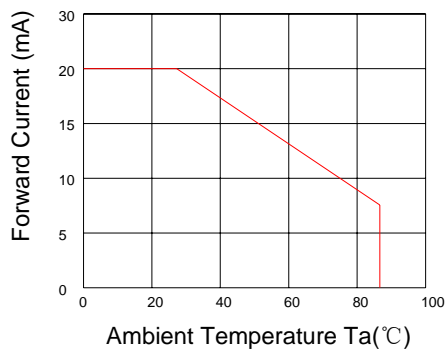
Relative Intensity VS. Ambient Temp



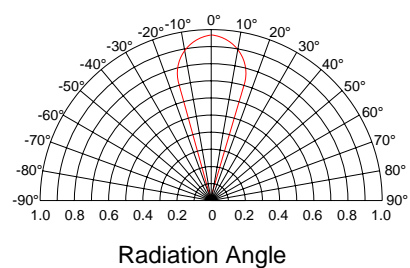
Forward Current VS.Relative Intensity



Forward Current VS.Ambient Temp.



Radiation Characteristics





BEELED -

MODEL: 5034W2C-CSB-A

- 1. . BEELED
- 2. BEELED , .
- 3. , BEELED BEELED.