


MODEL: 5234R1D-JSA-D

Features

- High luminous intensity output
- Oval Shape
- Well defined spatial radiation
- Wide viewing angle($2\theta_{1/2}$): $110^\circ / 50^\circ$
- UV resistant epoxy
- Pb free



Descriptions

- This precision optical performance oval LED is specifically designed for passenger information signs
- This lamp has matched radiation patterns with, Red Or green color mixing color applications
- Superior performance in outdoor environment



Usage Notes:

- The ultra bright LED is an electrostatic insensitive device, so static electricity and surge will damage the LED. It is required to wear a wrist-band when handling the LED. All device, equipment, machinery, desk and ground must be properly grounded
- When using LED, it must use a protective resistor in series with DC current about 20mA

Applications

- Full color/video signs
- Message boards
- Variable message signs(VMS)
- Commercial outdoor advertising

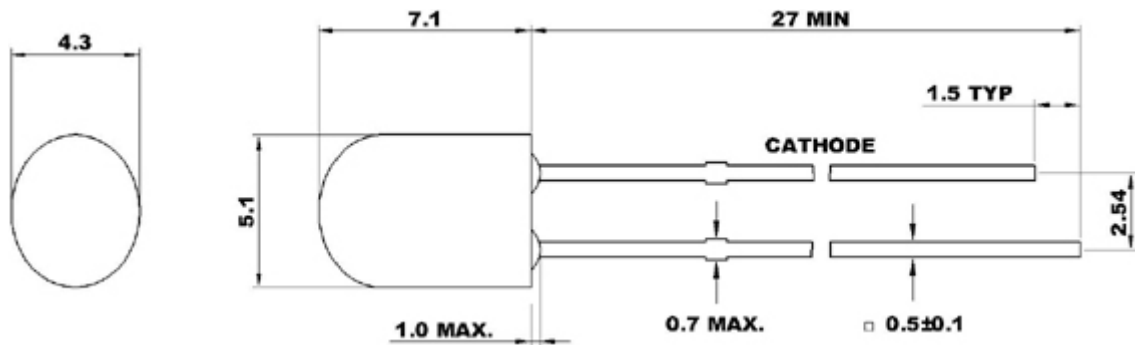
BEELED -

MODEL: 5234R1D-JSA-D

Device Selection Guide

LED Part No.	Chip		Lens Color
	Material	Emitted Color	
5234R1D-JSA-D	AlGaInP	Red	Color Diffused

Package Dimensions



Notes:

- Other dimensions are in millimeters, tolerance is 0.25mm except being specified.
- Protruded resin under flange is 1.5mm Max LED.
- Bare copper alloy is exposed at tie-bar portion after cutting.

Absolute Maximum Rating ($T_a=25^\circ\text{C}$)

Parameter	Symbol	Absolute Maximum Rating	Unit
Forward Pulse Current	I_{FPM}	70	mA
Forward Current	I_{FM}	30	mA
Reverse Voltage	V_{R}	5	V
Power Dissipation	P_{D}	140	mW
Operating Temperature	T_{opr}	-40~+80	$^\circ\text{C}$
Storage Temperature	T_{stg}	-40~+100	$^\circ\text{C}$
Soldering Heat (5s)	T_{sol}	260	$^\circ\text{C}$

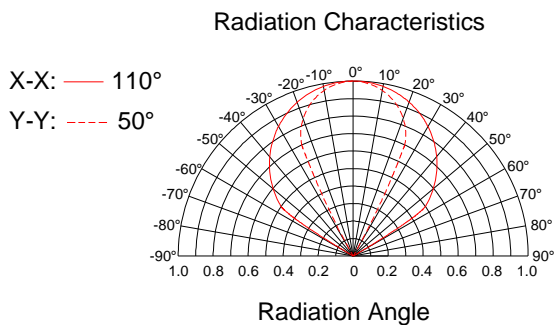
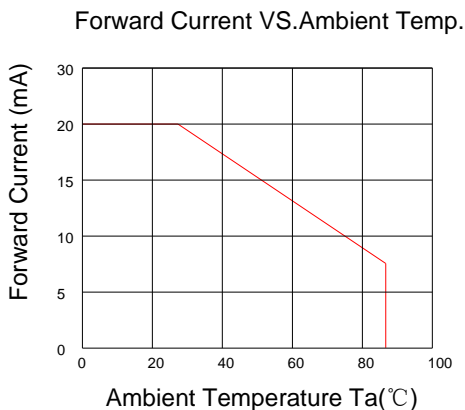
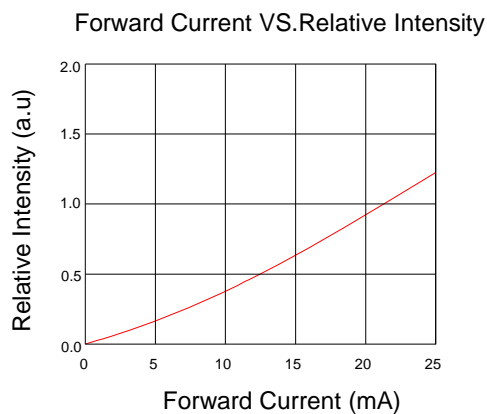
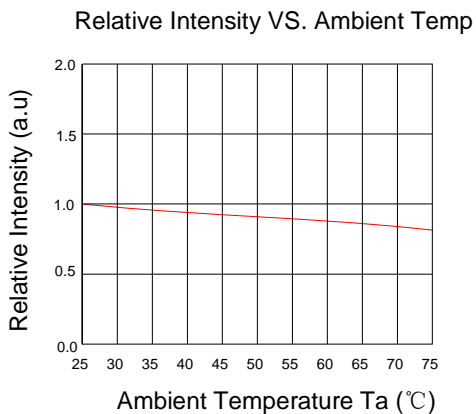
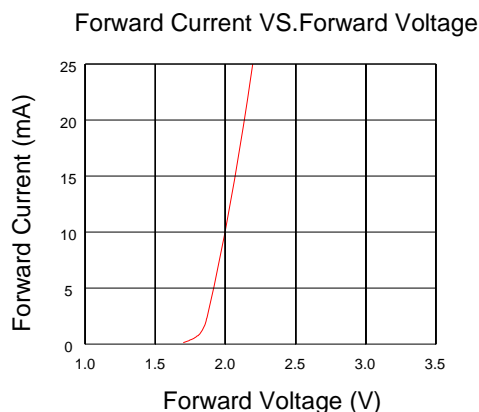
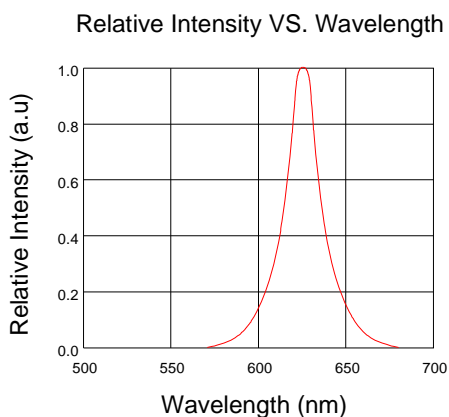
Electro-Optical Characteristics ($T_a=25^\circ\text{C}$)

Parameter	Symbol	Min.	Typ.	Max.	Unit	Test Condition
Luminous Intensity	I_{v}	1500	1800	2000	mcd	IF=20mA(Note1)
Viewing Angle	$2\theta_{1/2}$	---	X:110° Y:50°	---	Deg	(Note 2)
Peak Emission Wavelength	λ_{p}	620	625	630	nm	IF=20mA
Spectral Line Half-Width	$\Delta\lambda$	20	25	30	nm	IF=20mA
Forward Voltage	V_{F}	1.9	---	2.3	V	IF=20mA
Reverse Current	I_{R}	---	---	10	μA	VR=5V

Note:

- Luminous intensity is measured with a light sensor and filter combination that approximates the CIE eye-response curve.
- $\theta_{1/2}$ is the off-axis angle at which the luminous intensity is half the axial luminous intensity.

Typical Electro-Optical Characteristics Curves





BEELED -

MODEL: 5234R1D-JSA-D

1. . BEELED

2. , .

3. , BEELED. BEELED.