

BEELED

BEELED -

MODEL: 5234W2C-ESD-C

Features

- High luminous intensity output
- Oval Shape
- Well defined spatial radiation
- Wide viewing angle($2\theta_{1/2}$): $70^\circ / 30^\circ$
- UV resistant epoxy
- Pb free



Descriptions

- This precision optical performance oval LED is specifically designed for passenger information signs
- This lamp has matched radiation patterns with,Red Or green color mixing color applications
- Superior performance in outdoor environment



Usage Notes:

- The ultra bright LED is an electrostatic insensitive device,so static electricity and surge will damage the LED.It is required to wear a wrist-band when handling the LED. All device, equipment,machinery, desk and ground must be properly grounded
- When using LED, it must use a protective resistor in series with DC current about 20mA

Applications

- Full color/video signs
- Message boards
- Variable message signs(VMS)
- Commercial outdoor advertising

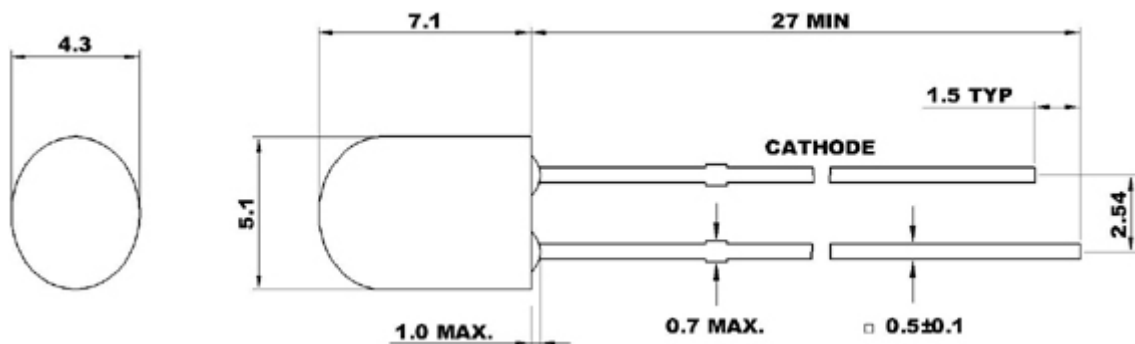
BEELED -

MODEL: 5234W2C-ESD-C

Device Selection Guide

LED Part No.	Chip		Lens Color
	Material	Emitted Color	
5234W2C-ESD-C	InGaN	White	Water clear

Package Dimensions



Notes:

- Other dimensions are in millimeters, tolerance is 0.25mm except being specified.
- Protruded resin under flange is 1.5mm Max LED.
- Bare copper alloy is exposed at tie-bar portion after cutting.



BEELED -

MODEL: 5234W2C-ESD-C

Absolute Maximum Rating ($T_a=25^{\circ}\text{C}$)

Parameter	Symbol	Absolute Maximum Rating	Unit
Forward Pulse Current	I_{FPM}	70	mA
Forward Current	I_{FM}	30	mA
Reverse Voltage	V_{R}	5	V
Power Dissipation	P_{D}	140	mW
Operating Temperature	T_{opr}	-40~+80	$^{\circ}\text{C}$
Storage Temperature	T_{stg}	-40~+100	$^{\circ}\text{C}$
Soldering Heat (5s)	T_{sol}	260	$^{\circ}\text{C}$

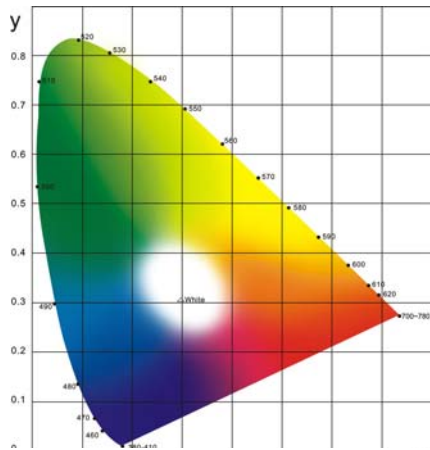
Electro-Optical Characteristics ($T_a=25^{\circ}\text{C}$)

Parameter	Symbol	Min.	Typ.	Max.	Unit	Test Condition
Luminous Intensity	I_{V}	4000	---	6800	mcd	IF=20mA(Note 1)
Viewing Angle	$2\theta_{1/2}$	---	X:70° Y:30°	---	Deg	(Note 2)
Peak Emission Wavelength	λ_{p}	---	---	---	nm	IF=20mA
Spectral Line Half-Width	$\Delta\lambda$	25	30	35	nm	IF=20mA
Forward Voltage	V_{F}	2.9	---	3.3	V	IF=20mA
Reverse Current	I_{R}	---	---	10	μA	VR=5V

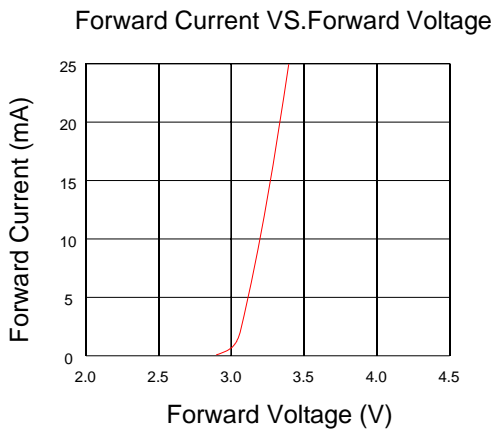
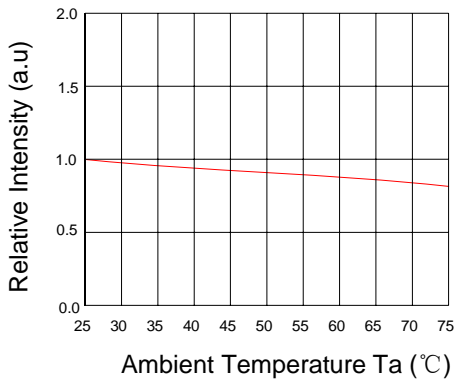
Note:

1. Luminous intensity is measured with a light sensor and filter combination that approximates the CIE eye-response curve.
2. $\theta_{1/2}$ is the off-axis angle at which the luminous intensity is half the axial luminous intensity.

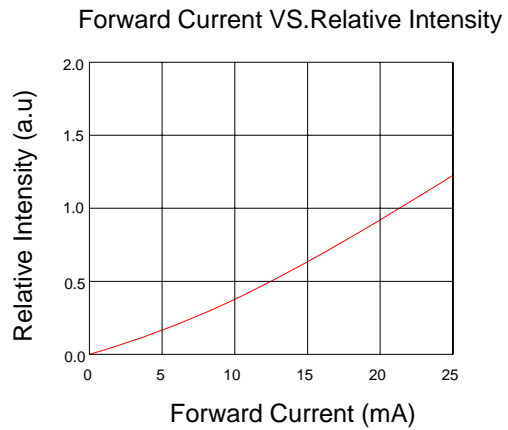
Typical Electro-Optical Characteristics Curves



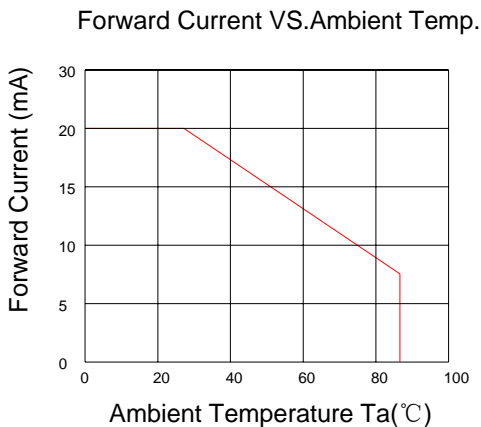
Relative Intensity VS. Ambient Temp



Forward Current VS. Forward Voltage

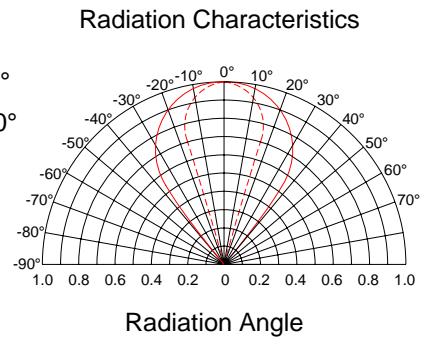


Forward Current VS. Relative Intensity



Forward Current VS. Ambient Temp.

X-X: — 70°
Y-Y: - - - 30°



Radiation Characteristics



BEELED -

MODEL: 5234W2C-ESD-C

- 1. . BEELED
- 2. , .
- 3. , BEELED. BEELED.