

BEELED

BEELED -

MODEL: 6834W2C-LSB-C

Features

- High efficiency
- Low Power consumption
- General purpose leads
- Selected minimum intensities
- Available on tape and reel
- Pb free



Descriptions

- The series is specially designed for applications requiring higher brightness
- The LED lamps are available with different colors, intensities, epoxy colors, etc
- Superior performance in outdoor environment



Usage Notes:

- The ultra bright LED is an electrostatic insensitive device, so static electricity and surge will damage the LED. It is required to wear a wrist-band when handling the LED. All device, equipment, machinery, desk and ground must be properly grounded
- When using LED, it must use a protective resistor in series with DC current about 20mA

Applications

- Status indicators
- Commercial use
- Advertising Signs
- Back lighting.

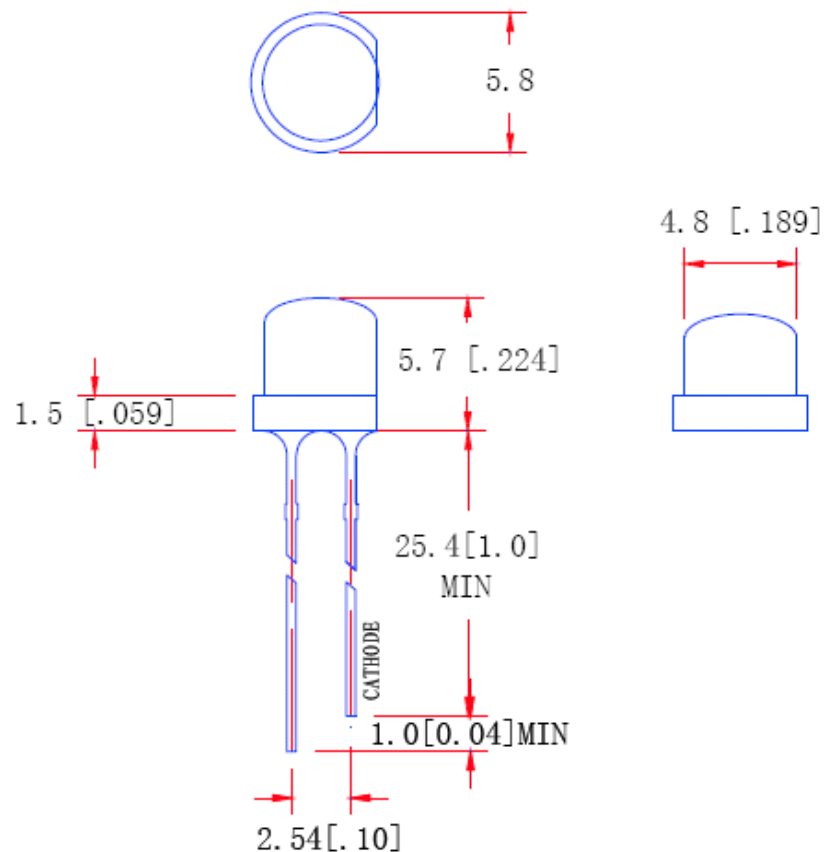
BEELED -

MODEL: 6834W2C-LSB-C

Device Selection Guide

LED Part No.	Chip		Lens Color
	Material	Emitted Color	
6834W2C-LSB-C	InGaN	White	Water clear

Package Dimensions



Notes:

- Other dimensions are in millimeters, tolerance is 0.25mm except being specified.
- Protruded resin under flange is 1.5mm Max LED.
- Bare copper alloy is exposed at tie-bar portion after cutting.



BEELED -

MODEL: 6834W2C-LSB-C

Absolute Maximum Rating ($T_a=25^\circ\text{C}$)

Parameter	Symbol	Absolute Maximum Rating	Unit
Forward Pulse Current	I_{FPM}	70	mA
Forward Current	I_{FM}	30	mA
Reverse Voltage	V_{R}	5	V
Power Dissipation	P_{D}	100	mW
Operating Temperature	T_{opr}	-40~+80	$^\circ\text{C}$
Storage Temperature	T_{stg}	-40~+100	$^\circ\text{C}$
Soldering Heat (5s)	T_{sol}	260	$^\circ\text{C}$

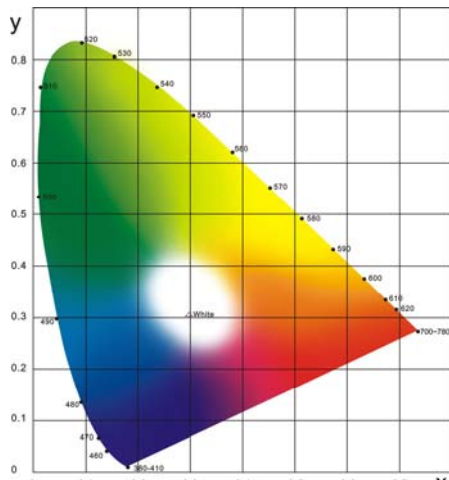
Electro-Optical Characteristics ($T_a=25^\circ\text{C}$)

Parameter	Symbol	Min.	Typ.	Max.	Unit	Test Condition
Luminous Intensity	I_{V}	1500	---	2000	mcd	IF=20mA(Note 1)
Viewing Angle	$2\theta_{1/2}$	100	---	120	Deg	(Note 2)
Peak Emission Wavelength	λ_{p}	---	---	---	nm	IF=20mA
Spectral Line Half-Width	$\Delta\lambda$	25	30	35	nm	IF=20mA
Forward Voltage	V_{F}	2.9	---	3.3	V	IF=20mA
Reverse Current	I_{R}	---	---	10	μA	VR=5V

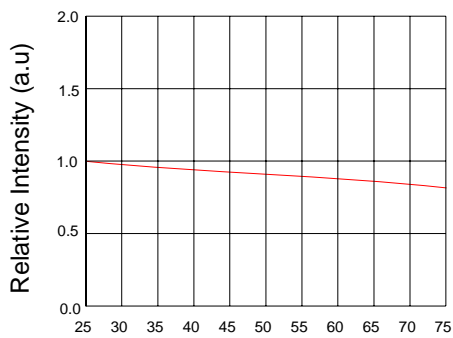
Note:

1. Luminous intensity is measured with a light sensor and filter combination that approximates the CIE eye-response curve.
2. $\theta_{1/2}$ is the off-axis angle at which the luminous intensity is half the axial luminous intensity.

Typical Electro-Optical Characteristics Curves

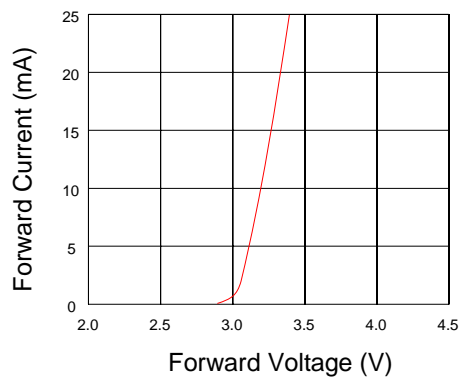


Relative Intensity VS. Ambient Temp



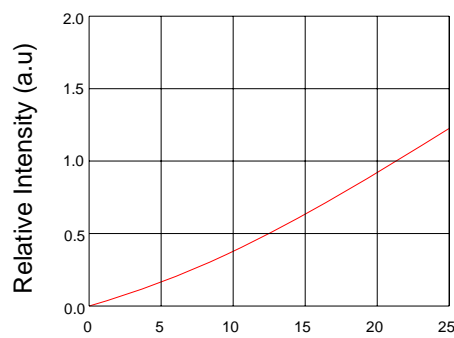
Ambient Temperature Ta (°C)

Forward Current VS. Forward Voltage



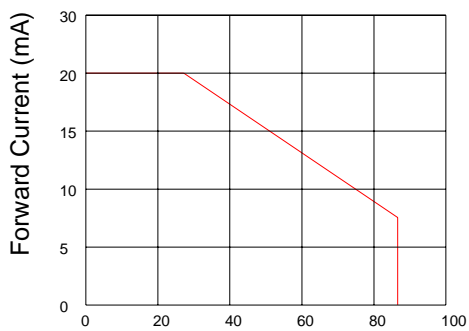
Forward Voltage (V)

Forward Current VS. Relative Intensity



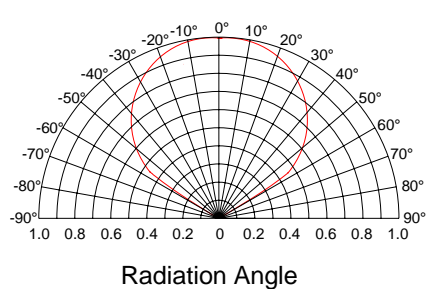
Forward Current (mA)

Forward Current VS. Ambient Temp.



Ambient Temperature Ta(°C)

Radiation Characteristics



Radiation Angle



BEELED -

MODEL: 6834W2C-LSB-C

- 1. . BEELED
- 2. BEELED , .
- 3. , BEELED BEELED.